



new **wave**™
the slide and swing patio door system



**NEED HELP
CHOOSING YOUR
BI-FOLDING DOOR
OR
PATIO DOOR?**



BUYERS GUIDE TO THE NEW WAVE DOOR™

THE QUESTION IS: TRADITIONAL PATIO DOOR OR BI-FOLDING DOOR?

PATIO DOORS HAVE SOME GREAT FEATURES:



VERY RELIABLE OPERATION

- Sliding Panels are not connected to one another.
- No stress between panels.
- Very simple operating system with very little to go wrong.
- Easy to service if there is a problem.



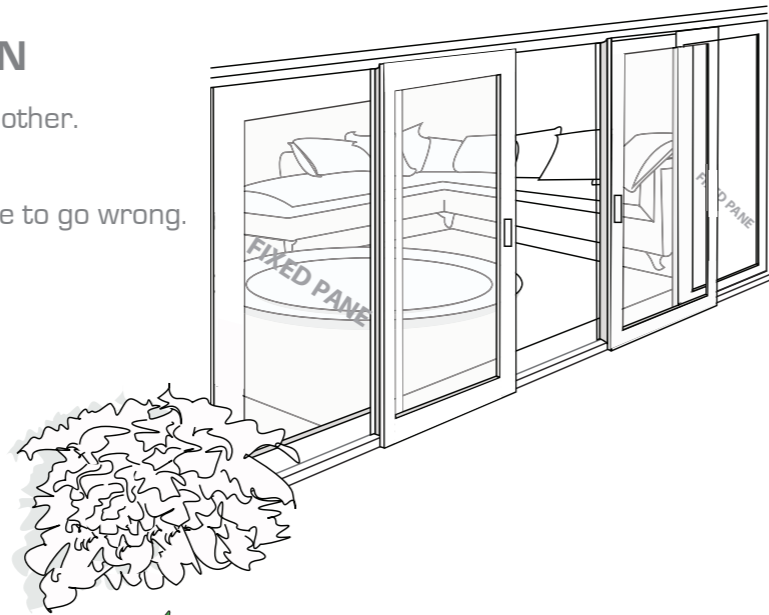
EASY TO USE

- Panels slide individually and independent of each other.
- Door can be partially opened.
- Use for ventilation.



SPACE SAVING

- Sliding Doors do not encroach on your living space.
- Furniture etc both inside and out can be very close to the door.



GREAT LOOKS

- Very little visible hardware as the operational system is largely concealed.

HOWEVER...

THE PATIO DOOR HAS ALWAYS HAD ONE MAJOR DISADVANTAGE!



A PATIO DOOR DOES NOT OPEN COMPLETELY

Conventional Patio Doors have either one or two fixed panels, so it is not possible to open the door completely and you can't choose to open any part of the door you wish.

IT IS THE DESIRE TO OPEN A DOOR COMPLETELY THAT MADE DESIGNERS TURN TO A QUITE DATED COMMERCIAL DOOR SYSTEM... THE BI FOLDING DOOR.

THE BI-FOLDING DOOR

The bi - folding door was originally designed as a commercial door system for use in restaurants and bars where there is a desire to open a space completely. They only needed to be opened and closed once per day and the ease of operation, reliability and even security were not critical.

What was important was that the whole space could be open.

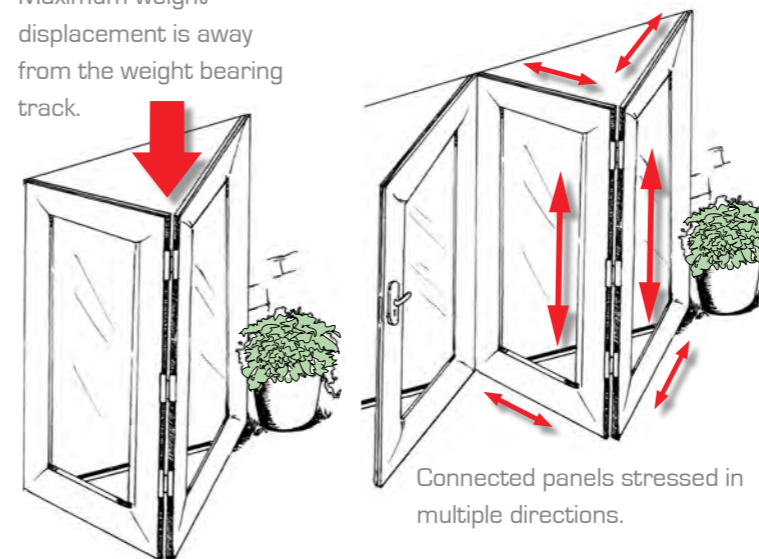
UNSIGHTLY HARDWARE WHICH OFTEN DISCOLOURS



However ... to achieve this, bi-folding doors have had to compromise virtually all the benefits of a Patio Door:

- X** • A bi-folding door generally has to be fully open or fully closed - not very suitable for UK weather!
- X** • More difficult to open because panels are connected to each other and cannot operate individually.
- X** • This complexity makes bi-folding doors far less reliable than a patio door.
- X** • More space needed to operate inside and out.
- X** • With highly visible and unsightly handles and hinges a bi - folding door cannot match the clean and contemporary looks of a patio door.
- X** • Expansion between connected panels causes considerable stress in the door system.
- X** • Operation often deteriorates over time due to stress and weight displacement.
- X** • Real chance of complete operation failure.
- X** • Often difficult to locate a problem so can be expensive and difficult to service when problems occur.

Maximum weight displacement is away from the weight bearing track.



COMPLEXITY OF BI-FOLDING DOORS

THE QUESTION: WHICH DO YOU CHOOSE? BI FOLDING DOOR OR PATIO DOOR?

NEW WAVE™ DOORS THAT DO WHAT BI FOLDS DON'T!

NEW WAVE™ DOORS THAT DO WHAT BI FOLDS DON'T!

THE ANSWER:



SLIDE & SWING PATIO DOOR SYSTEM

THE NEXT GENERATION OF PATIO DOORS

**AT LAST A DOOR SYSTEM THAT MEANS
YOU DON'T HAVE TO CHOOSE!**

You can have all the benefits:

- Traditional Patio Doors
- Bi-folding Doors
- French Doors

WITHOUT THE LIMITATIONS!

Doors That Do What Bi-folds Don't!

WHY CHOOSE A NEW WAVE™ SLIDE AND SWING PATIO DOOR?

✓ **OPEN ALL HOURS
- WEATHER OR NOT!**

- Keep your options open: Open whichever part of the door you wish.
- Not just an open and shut case: Safely open as much or as little of the door as you want to suit the weather conditions or your lifestyle choices.
- Freshen up: ventilate the doors to bring in some fresh air, where you want it.
- Any time, any place: access your inside and outside world through any part of the door you wish, any time you choose!
- The door you can use 52 weeks of the year - not just two!

✓ **SPACE IS MONEY,
SO DON'T WASTE IT:**

- Live on the edge: thanks to the Magnaline™ technology your living space extends right up to the edge of your New Wave™, both inside and out. Bi-folding doors require considerable clear space both inside and out in order to operate.

✓ **SMOOTH OPERATOR**

- Nice and easy does it, every time: The superb Magnaline™ technology makes the New Wave™ a pleasure to operate, every time!
- Slip sliding away: panels are not connected by complex gearing and there is no weight displacement, so the panels slide easily to wherever you want them!

✓ **PURE & SIMPLE
ELEGANCE**

- Its not just what you see, it's what you don't see: Thanks to the concealed ingenuity of the Magnaline™ technology the sliding panels have no unsightly handles, hinges and weather seals: simply stunning.
- Less is more: All you see with the Magnaline™ system is how it works not how it looks, New Wave™ doors have less visible hardware, and are more elegant and more functional than any other door system- by far!


BETTER LOOKING BY FAR

A photograph showing a white-framed New Wave patio door system installed in a brick building. The door is partially open, revealing a paved patio area and a green lawn outside. The door has large glass panels and a curved top section.

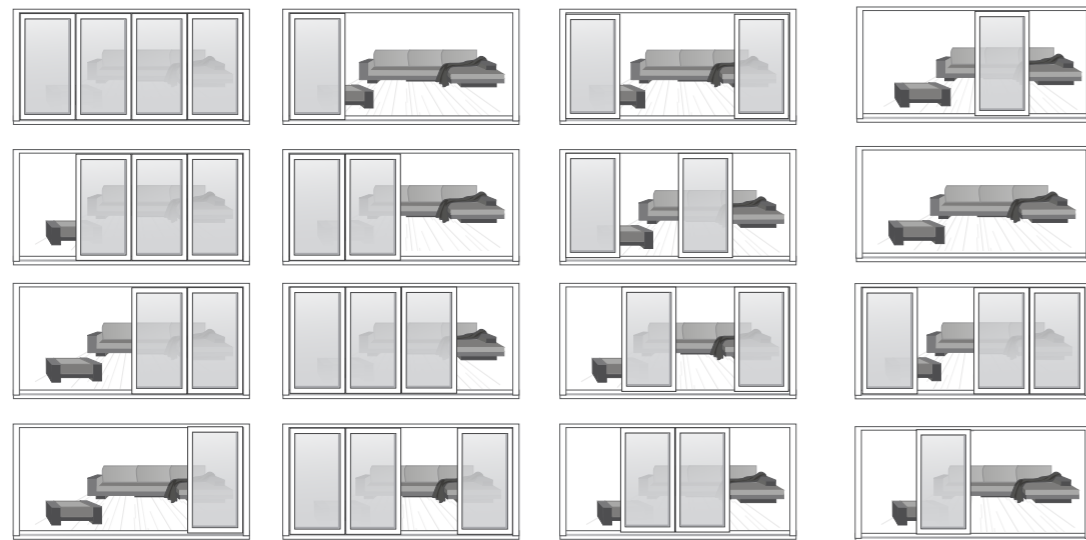
THE ANSWER:

NEW WAVE DOORS™

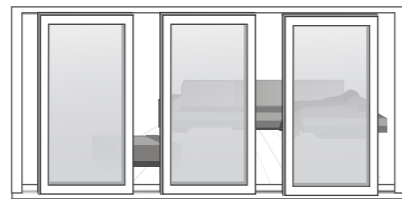
✓ THE PANELS SLIDE TO THE SIDE AND THEN SWING OPEN.



✓ POSITION DOORS ANYWHERE IN THE OPENING YOU CHOOSE

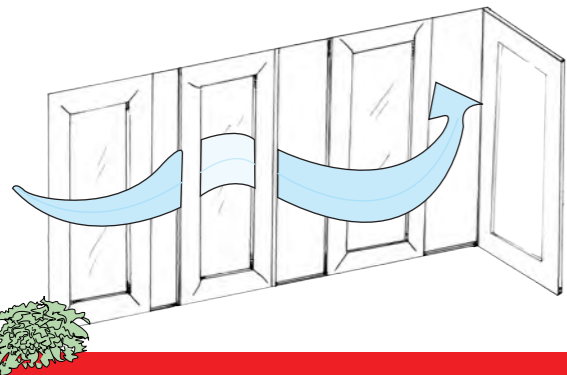


... AND ANYTHING IN BETWEEN



✓ VENTILATION

In our country with its varied climate we don't often get the opportunity to open our patio doors fully. What we do get regularly however, is a requirement for ventilation. New Wave™ allows you to position the doors in a safe vented position. As much or as little ventilation as you choose!



✓ A DOOR YOU CAN USE 52 WEEKS A YEAR NOT 2 WEEKS A YEAR.



With the UK weather and the limited opening options of a bifolding door, you have to ask yourself this...
How often are you actually going to be able to open a bi-folding door?

Well, you may not be able to control the weather,
BUT you can control how you open your New Wave Door™

A DOOR YOU CAN USE 52 WEEKS A YEAR NOT 2 WEEKS A YEAR.

NEW WAVE™ DOORS THAT DO WHAT BI FOLDS DON'T!

NEW WAVE™ DOORS THAT DO WHAT BI FOLDS DON'T!

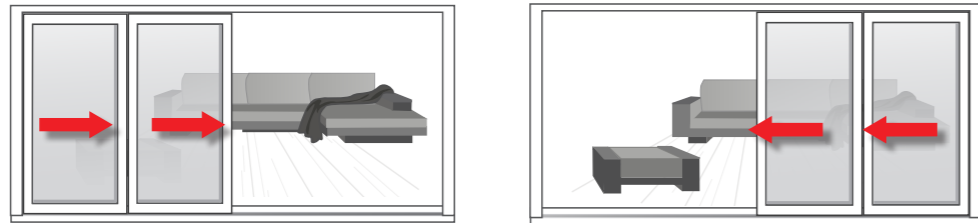
THE ANSWER:

NEW WAVE DOORS™

✓ ITS MORE THAN JUST A DOOR. IT'S A MOVABLE WALL SYSTEM

The Division with Precision: a flexible and practical partition between living spaces within the home as well as with the outside. A Wall where you want it when you want it.

Split Decision: not sure if you want to divide your conservatory from your main house? Do this without losing any of the effect or wasting any of the space. divide as much or as little as you want-when you want.



✓ RELIABILITY THROUGH SIMPLICITY

Simply the Best: our patented Magnaline™ technology makes the operation of the New Wave Door™ simple and easy. Remember, it is essentially a patio door and there are patio doors out there that are 40 years old and are still working!

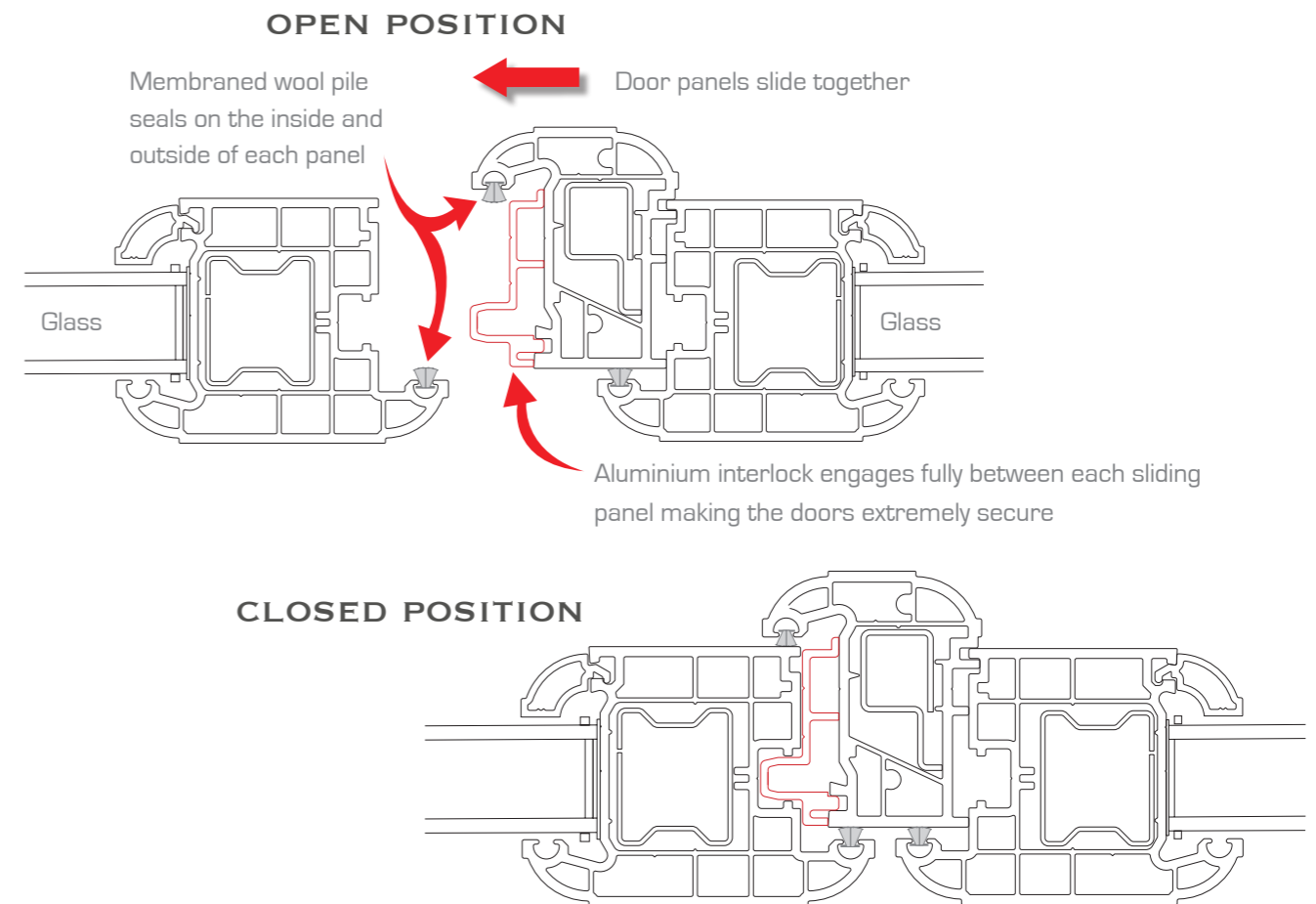
Quick Fix: The clever Magnaline™ system makes the removal and refitting of door panels quick and easy, under 10 mins in fact, so if your door was accidentally damaged its a quick fix that won't cost the earth (unlike a bifold)!

Time After Time...

New Wave™ Fact: At a recent show you a UPVC New Wave Door™ completed in excess of 10000 opening and closing cycles without any service work or replacement parts: that's over 25 years use at once a day! That same door is still operating perfectly in one of our showrooms.

✓ ALTOGETHER A WALL AGAINST THE WEATHER

The New Wave Door™ has an excellent weather rating because the panels on a New Wave™ Door slide together and have full engagement with a double weather seal. When closed the New Wave Door™ becomes a wall rather than a door. The individual panels don't have to fold or slide past one another so they can fully engage with each other to form one large panel: A wall against the weather (and the intruder)!



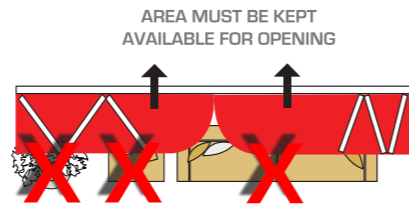

✓ SAFETY WITHIN THESE WALLS

The New Wave Door™ meets and exceeds the most stringent security standards in the industry today.

- Panels fully engaged with each other when closed.
- Panels are captive within the track and cannot be removed by levering action unlike some patio bi-folding door systems.

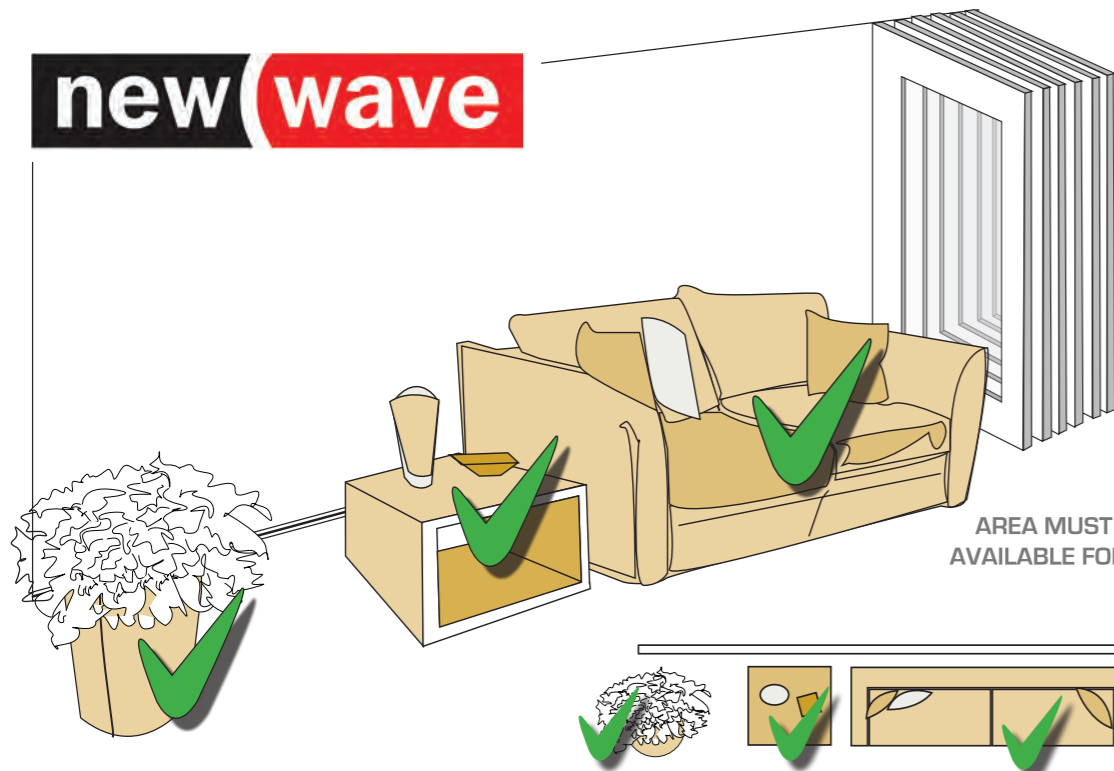
DON'T WASTE YOUR SPACE

LIVING SPACE RESTRICTED WITH A BI-FOLDING DOOR



Note: Even if the doors were open in this scenario you would still be required to have access to the handles to release shoot bolts, therefore the available space would still be severely restricted.

new wave



AREA MUST BE KEPT AVAILABLE FOR OPENING



LIVING SPACE OPENED UP WITH NEW WAVE DOORS™

The New Wave Doors™ never encroach in the living space or the patio space in the opening and closing cycle until they are in the resting position.



new wave

“ Changed my bifold for a New Wave Door. Best decision ever, these doors are amazing! - Mr R Briggs

“ Just the other week, Mr. Rashleigh came in to order some patio doors, saw the New Wave Door in the workshop and immediately drove off to collect his wife so she could take a look. They placed an order for two that day.” - Registered New Wave Installer, Dorset

@MrGeorgeClarke as found at Grand Designs Live my @New_Wave_Doors were installed yesterday. Nearly cried with joy, beautiful. - Pam Phillips

”



THE ANSWER:



Slide & Swing Patio Door System

- **NO** difficult and cumbersome operation.
- **NO** unsightly hinges and hardware.
- **NO** restriction on which part of the door you open.
- **NO** wasted space.
- **NO** other door can do what this door can.

NO BRAINER

Bahama Windows
t.. 01494 444666 f. 01494 452222
e.mail info@bahama.co.uk
White House
103 Chapel Lane
High Wycombe
Buckinghamshire, HP12 4BS

WWW.NEWWAVEDOORS.CO.UK